

Part Number

60-104838-93X

Coverstock

EnMotion™ Reactive
3-color Pearl
Red / Black / Silver
Hardness: 76-77

Factory Finish

Rough Buff Finish

Core Dynamics @ 16#

Two-component
Asymmetrical Core
RG max: 2.548
RG int: 2.525
RG min: 2.512
RG diff: 0.036
RG asy: 0.023
Average RG: 3.8

Performance

Hook Potential: 115
Length: 105
Typical Breakpoint
Shape: 80
Chart Position: N9

Available Weights

12-16 Pounds

Get Twisted! The Twisted Fury expands and upgrades the Fury line by introducing both a new core and new coverstock to the market. The Twisted Fury is comprised of an asymmetric version of the Torsion™ Core and the EnMotion™ Reactive coverstock.

Coverstock

The Twisted Fury introduces EnMotion Reactive coverstock. More aggressive in the mid-lane and back-end than High Octane, EnMotion Reactive delivers tremendous mid-lane recovery and forgiveness combined with plenty of back-end ball reaction.

Core

Brunswick has added a new twist to the Torsion core concept by producing an Asymmetric version for the Twisted Fury. The symmetric version of the Torsion core used in the original Fury was based on triangular geometry. The Asymmetric version is based on a six-sided polygon. The inner core of a 16-pound Twisted Fury weighs in at 6.36 pounds, resulting in a medium RG that helps push the aggressive EnMotion coverstock down the lane. Brunswick has put a new twist on core design so you can twist it up better on the lanes.

Reaction Characteristics

Out of the Box: With its Rough Buff finish, the *Twisted Fury* will provide excellent mid-lane recovery and a strong continuous back-end reaction..

If your Twisted Fury goes too long: Dull the surface with 800-grit or rougher abrasive to get the Twisted Fury to roll sooner and increase its hooking action.

If your Twisted Fury hooks too early: Polish your *Twisted Fury* with Brunswick's **Factory Finish High Gloss Polish**.

To bring your **Twisted Fury** back to its original factory finish, sand the surface to 400-grit then use Brunswick's **Factory Rough Buff Finish**.

For the most up to date Product Line Information go to www.brunswickbowling.com

Brunswick® **TWISTED FURY - Reactive**

Maintaining Your Ball Reaction

Brunswick recommends the following procedures to maintain and restore the reaction characteristic of your Brunswick bowling balls:

- Clean your Brunswick ball with **Brunswick Remove All** or similar ball cleaner after every use to reduce oil absorption.
- If you think your Brunswick ball has lost some of its "Out of the Box" reaction, restore the ball to its original factory finish listed on the product information sheet. This is especially important for balls that are highly sanded or polished.
Sand to 400-grit then use **Brunswick's Factory Finish High Gloss Polish** to restore the original factory finish on high gloss polish balls. Sand to 220-grit then use **Brunswick's Factory Finish Rough Buff** to restore the original factory finish on rough buff balls. For dull balls, wet sand with the sandpaper listed on the product information sheet.
- If there is a visible track on your ball have your Pro Shop use a Haas or similar resurfacing machine to remove the track then restore the ball to its original factory finish. This service is available, for a fee, at many Pro Shops.
- If your ball has more than 50 games on it, you may be able to increase mid-lane and back-end hooking action by removing oil from the coverstock. Remove the oil from the ball by gently warming it with either the **Revivor** or **Rejuvenator** Pro Shop devices that have been designed for this purpose. The service is available, for a fee, at many Pro Shops. Brunswick testing has shown that by combining the restoration of the factory finish, resurfacing of the track and oil removal, your Brunswick ball can maintain its original "Out of the Box" reaction for hundreds of games.
Do not use a home oven to remove oil. Temperatures can not be adequately controlled, and the ball may crack.
- Absorbent materials sold by other bowling ball manufactures to remove oil can also be used on Brunswick bowling balls. Information to date seems to indicate that absorbent materials have a more limited ability to remove oil than warming. You may be disappointed with results on heavily oil soaked balls.

Note: Oil soaked balls tend to traction less in the oil and respond less to the dry boards on the lane. If you are matching-up using an oil soaked ball on wet/dry or broken down lane conditions, removing the oil from the ball will significantly change your match-up and possibly create undesirable over reactions.

Ball Comparisons

Want to compare the performance of this ball to other Brunswick balls?

Go to our website at www.brunswickbowling.com. Click on **Balls**, then click on **Pro Shop Information**.

This page contains a link to the **Brunswick Ball Comparison Chart**. This chart allows you to see, at a glance, the performance of all Brunswick balls relative to each other, defined by their **Hook Potential** and **Arc Characteristics**.

There's even an essay to help explain and guide you through the chart.






Lightweight Engineering

At Brunswick, the unique core shape of each individual ball is used for weights from 14 to 16 pounds.

This approach to lightweight ball engineering provides bowlers with consistent ball reaction characteristics

across this weight range. At 12 & 13 pounds, Brunswick uses a generic core shape with a RG-differential of 0.045.

This differential is close enough to the 14-16 pound shape so that the same drilling instructions can be used.

Weight	16#	15#	14#	13#	12#	11#	10#
Core Shape						Not Available	Not Available
RG-max.	2.548	2.561	2.581	2.629	2.655		
RG-Int.	2.525	2.538	2.558	2.615	2.641		
RG-min.	2.512	2.525	2.545	2.585	2.611		
RG-diff.	0.036	0.036	0.036	0.044	0.044		
RG-Asy.	0.023	0.023	0.023	0.014	0.014		

For the most up to date Product Line Information go to www.brunswickbowling.com